

ICBDET3650CIID



FEATURES

Split Climate™ intelligent cooling system revolutionizes Sub-Zero's already-superior preservation capabilities, keeping food even fresher for longer thanks to a variable-speed compressor and two fans that consistently optimize the refrigerator temperature within 1 degree of set point

Even when brimming with food, ClearSight™ LED lighting scheme fully illuminates the interior and reduces shadows, adding light where it's needed most—overhead, under each shelf, and in each crisper drawer

Sleek stainless accents trim the interior, matching the sophistication of the exterior

Easily customize settings—from lighting to humidity—with the tap of a finger via the conveniently accessible touch control panel

Night Mode optimizes the interior lighting based on the detected ambient light, reducing the brightness by 90% in dim environments

Lift the base of the flip-up dairy compartment to store taller items on the shelf below

Delivers fresh-tasting, filtered water through an internal dispenser located discreetly within the refrigerator

Fresh-tasting, filtered ice ready on-demand and activate Max Ice Mode to temporarily increase ice production

Position adjustable door shelves at various heights to accommodate assorted items

Nano coating lines the perimeter of each glass shelf to create a hydrophobic barrier that helps contain spills

The easily accessible NASA-inspired air purification system scrubs the air of ethylene and odor every 20 minutes

Accepts custom panels for an integrated look within cabinetry or stainless-steel accessory panels and handles to match other Sub-Zero and Wolf products

ACCESSORIES

Air Purification Cartridge

Egg Container

Reduced Toe Kick Divider

Stainless Steel Side Panel

Water Filter Cartridge

Stainless Steel Pro Handles

Stainless Steel Tubular Handles

Dual Installation Kits

Stainless Steel Pro/Tubular Panel

Stainless Steel Dual Installation Kickplates

Accessories are available through an authorized dealer. For local dealer information, visit subzero-wolf.com.hk



HANDLE ACCESSORIES

PRO



TUBULAR



PRODUCT DETAILS

REFRIGERATOR

- LED refrigerator and freezer lights
- 4 glass refrigerator shelves (3 adjustable; 1 stationary)
- Crisper drawer with dividers and sliding cover
- 3 door bins (2 adjustable; 1 stationary)
- 1 adjustable dairy compartment
- Internal water dispenser

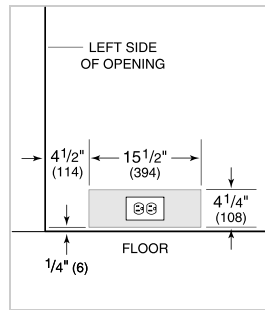
FREEZER

- 2 full-extension roll-out freezer drawers; one with adjustable dividers
- Automatic ice maker with removable ice container

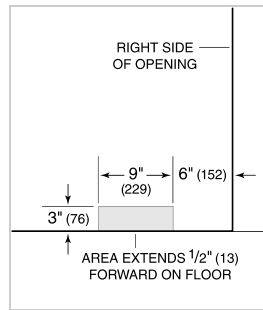
PRODUCT SPECIFICATIONS

Model	ICBDET3650CIID
Dimensions	914 mm W x 2134 mm H x 610 mm D
Shipping Weight	227 kg
Door Clearance	876 mm
Drawer Clearance	451 mm
Refrigerator Capacity	H _i € €
Freezer Capacity	F _i F €
Electrical Supply	220-240 VAC, 50/60 Hz
Electrical Service	2 A
Plumbing Supply	PEX tubing 1/4" OD copper, braided stainless steel or
Plumbing Pressure	2.4–8.3 bar
Electrical Cord	2 m

ELECTRICAL



PLUMBING

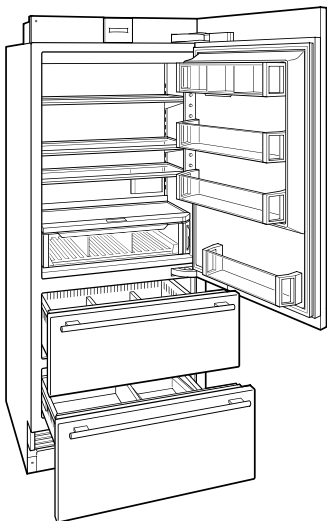


NOTE: The electrical outlet must be positioned with the grounding prong to the right of the thinner blades.

PANEL SPECIFICATIONS For complete panels specifications including width/height, weight requirements and thickness requirements visit subzero-wolf.com.hk

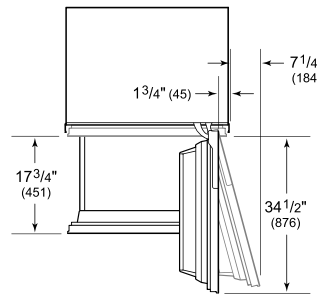
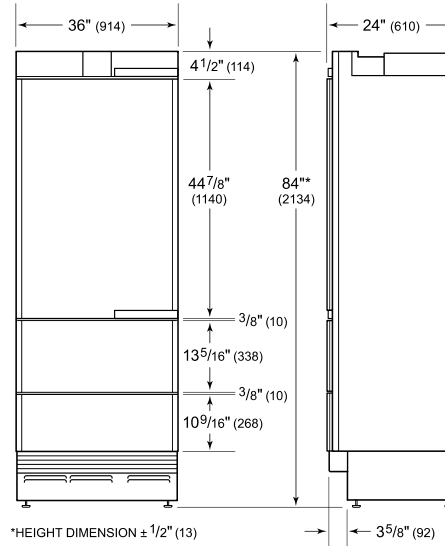
NOTE: Dimensions in parenthesis are in millimeters unless otherwise specified

INTERIOR VIEW

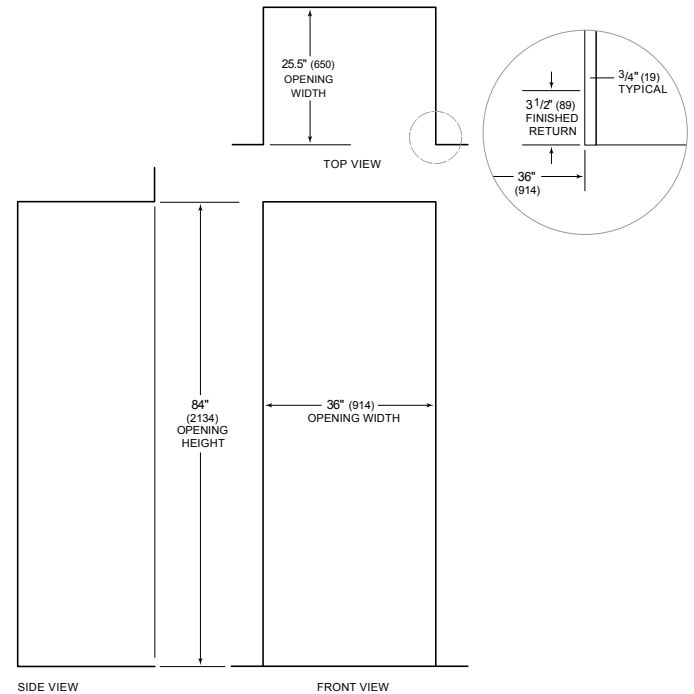


This illustration is intended for interior reference only and may not represent the exterior of the model being specified.

DIMENSIONS



STANDARD INSTALLATION



NOTE: 3 1/2" (89) finished returns will be visible and should be finished to match cabinetry. Requires extra 40mm depth for power socket and water connection.