

ICBDET3050WR



FEATURES

- Offers any-occasion-86-bottle capacity
- Easily customize settings with the tap of a finger via the conveniently accessible touch control panel
- Store reds and whites in separate temperature zones that keep wines at proper serving temperatures, within one degree of setpoint
- Full-extension wine racks provide easy access to standard-size bottles, half bottles, and magnums without agitating others
- UV-resistant glass door shields wine from harmful light
- Refrigerator drawers create an additional temperature zone
- Inventory tile system aids collection organization
- Accepts custom panels for an integrated look within cabinetry or stainless-steel accessory panels and handles to match other Sub-Zero and Wolf products


ACCESSORIES

- Bulk Storage Drawer
- Dessert Wine Rack
- Door Lock Kit
- Reduced Toe Kick Divider
- Stainless Steel Side Panel
- Wine Inventory Tiles
- Wine Inventory Tiles - Writable
- Dual Installation Kits
- Stainless Steel Pro Handles
- Stainless Steel Tubular Handles
- Stainless Steel Door & Drawers Panels With Pro Handles
- Stainless Steel Door & Drawers Panels With Tubular Handles
- Stainless Steel Door Panels With Pro Handle
- Stainless Steel Door Panels With Tubular Handle
- Solid Panel-Ready Door
- Stainless Steel Dual Installation Kickplates

Accessories are available through an authorized dealer.  
For local dealer information, visit [subzero-wolf.com.hk](http://subzero-wolf.com.hk)



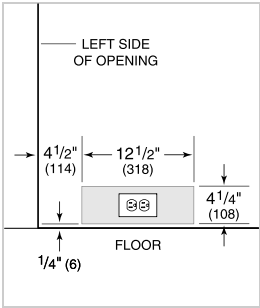
HANDLE ACCESSORIES



PRODUCT SPECIFICATIONS

|                       |                                 |
|-----------------------|---------------------------------|
| Model                 | ICBDET3050WR                    |
| Dimensions            | 762 mm W x 2134 mm H x 610 mm D |
| Door Clearance        | 724 mm                          |
| Shipping Weight       | 218 kg                          |
| Electrical Supply     | 220-240 VAC; 50/60 Hz           |
| Electrical Service    | 2 A                             |
| Wine Storage Capacity | 86 Bottles (750 ml)             |
| Drawer Capacity       | 104 L                           |
| Electrical Cord       | 2 m                             |


ELECTRICAL



**PANEL SPECIFICATIONS** For complete panels specifications including width/height, weight requirements and thickness requirements visit [subzero-wolf.com/hk](https://subzero-wolf.com/hk)

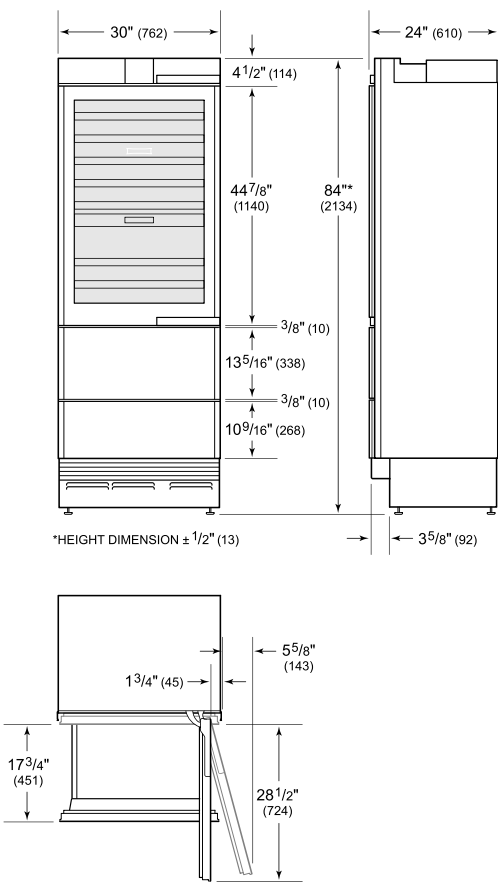
**NOTE:** Dimensions in parenthesis are in millimeters unless otherwise specified

INTERIOR VIEW

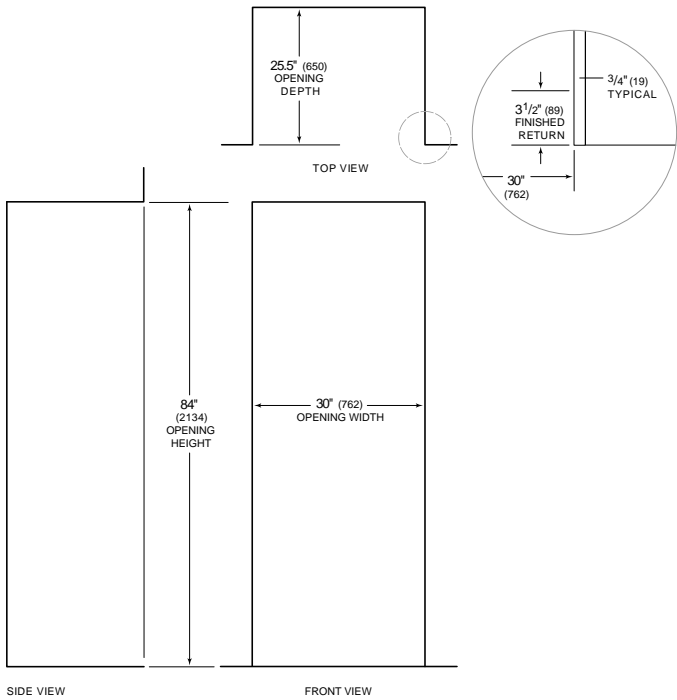


This illustration is intended for interior reference only and may not represent the exterior of the model being specified.

DIMENSIONS



STANDARD INSTALLATION



**NOTE:** 3 1/2" (89) finished returns will be visible and should be finished to match cabinetry. Requires extra 40mm depth for power socket and water connection.