

ICBDET3050CIID



## FEATURES

Split Climate™ intelligent cooling system revolutionizes Sub-Zero's already-superior preservation capabilities, keeping food even fresher for longer thanks to a variable-speed compressor and two fans that consistently optimize the refrigerator temperature within 1 degree of set point

Even when brimming with food, ClearSight™ LED lighting scheme fully illuminates the interior and reduces shadows, adding light where it's needed most—overhead, under each shelf, and in each crisper drawer

Sleek stainless accents trim the interior, matching the sophistication of the exterior

Easily customize settings—from lighting to humidity—with the tap of a finger via the conveniently accessible touch control panel

Night Mode optimizes the interior lighting based on the detected ambient light, reducing the brightness by 90% in dim environments

Lift the base of the flip-up dairy compartment to store taller items on the shelf below

Delivers fresh-tasting, filtered water through an internal dispenser located discreetly within the refrigerator

Filtered ice ready on-demand and activate Max Ice Mode to temporarily increase ice production

Position adjustable door shelves at various heights to accommodate assorted items

Nano coating lines the perimeter of each glass shelf to create a hydrophobic barrier that helps contain spills

The easily accessible NASA-inspired air purification system scrubs the air of ethylene and odor every 20 minutes

Sub-Zero offers an industry-leading full two-year warranty on appliances

Accepts custom panels for an integrated look within cabinetry or stainless-steel accessory panels and handles to match other Sub-Zero and Wolf products

## ACCESSORIES

Air Purification Cartridge

Egg Container

Reduced Toe Kick Divider

Stainless Steel Side Panel

Water Filter Cartridge

Stainless Steel Pro Handles

Stainless Steel Tubular Handles

Dual Installation Kits

Stainless Steel Door and Drawer Panels With Pro / Tubular Handles

Stainless Steel Dual Installation Kickplates

Accessories are available through an authorized dealer.

For local dealer information, visit [subzero-wolf.com/hk](http://subzero-wolf.com/hk)



## HANDLE ACCESSORIES

PRO



TUBULAR



## PRODUCT DETAILS

### REFRIGERATOR

- LED refrigerator and freezer lights
- 4 glass refrigerator shelves (3 adjustable; 1 stationary)
- 3 adjustable glass shelves
- Crisper drawer with adjustable dividers
- 3 door bins (2 adjustable; 1 stationary)
- Internal water dispenser

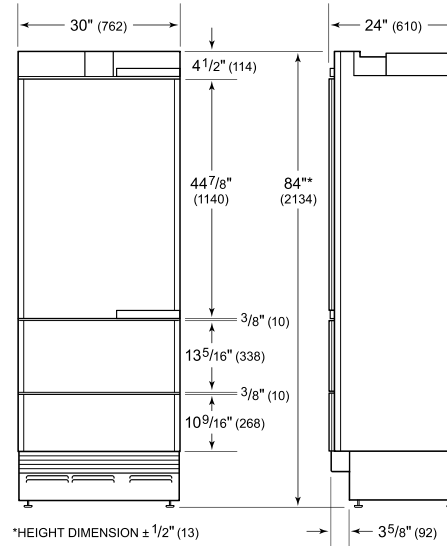
### FREEZER

- 2 full-extension roll-out freezer drawers; one with adjustable dividers
- Automatic ice maker with removable ice container

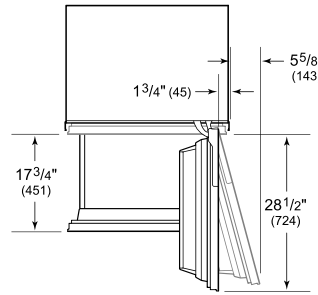
**PRODUCT SPECIFICATIONS**

Model	ICBDET3050CIID
Dimensions	762 mm W x 2134 mm H x 610 mm D
Shipping Weight	209 kg
Door Clearance	724 mm
Drawer Clearance	451 mm
Refrigerator Capacity	290 L
Freezer Capacity	141 L
Electrical Supply	220-240 VAC, 50/60 Hz
Electrical Service	2 A
Plumbing Supply	1/4" OD copper, braided stainless steel or PEX tubing
Plumbing Pressure	2.4-8.3 bar
Power Cord	2 m

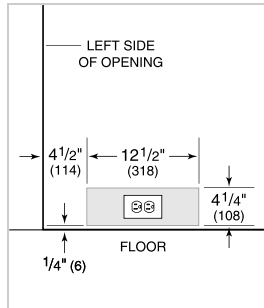
**DIMENSIONS**



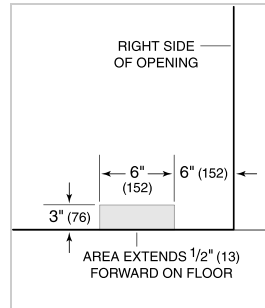
\*HEIGHT DIMENSION ± 1/2" (13)



**ELECTRICAL**



**PLUMBING**




**NOTE:** The electrical outlet must be positioned with the grounding prong to the right of the thinner blades.

**PANEL SPECIFICATIONS** For complete panels specifications including width/height, weight requirements and thickness requirements visit [subzero-wolf.com/hk](http://subzero-wolf.com/hk)

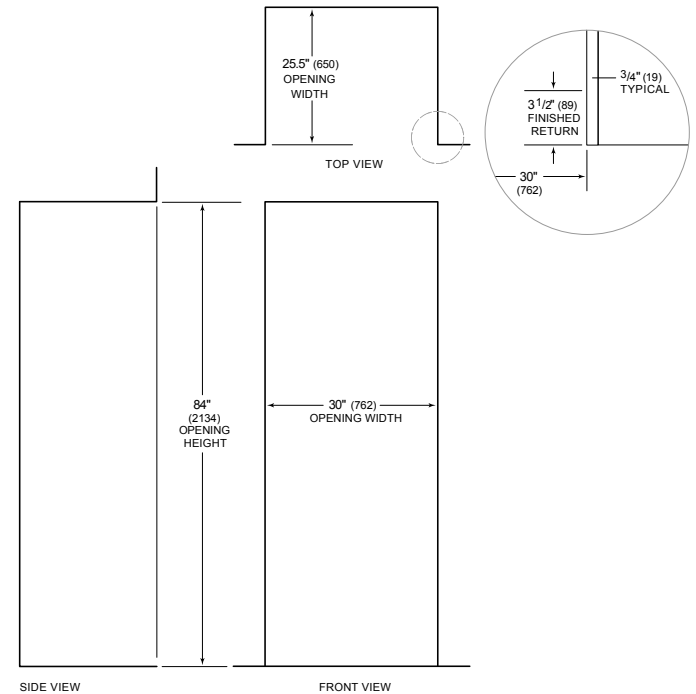
**NOTE:** Dimensions in parenthesis are in millimeters unless otherwise specified

**INTERIOR VIEW**



This illustration is intended for interior reference only and may not represent the exterior of the model being specified.

**STANDARD INSTALLATION**



**NOTE:** 3 1/2" (89) finished returns will be visible and should be finished to match cabinetry