

ICBDEC3650RID



FEATURES

- Split Climate™ intelligent cooling system revolutionizes Sub-Zero's already-superior preservation capabilities, keeping food even fresher for longer thanks to a variable-speed compressor and two fans that consistently optimize the refrigerator temperature within 1 degree of set point
- Even when brimming with food, ClearSight™ LED lighting scheme fully illuminates the interior and reduces shadows, adding light where it's needed most—overhead, under each shelf, and in each crisper drawer
- Sleek stainless accents trim the interior, matching the sophistication of the exterior
- Easily customize settings—from lighting to humidity—with the tap of a finger via the conveniently accessible touch control panel
- Night Mode optimizes the interior lighting based on the detected ambient light, reducing the brightness by 90% in dim environments
- Lift the base of the flip-up dairy compartment to store taller items on the shelf below
- Delivers fresh-tasting, filtered water through an internal dispenser located discreetly within the refrigerator
- Position adjustable door shelves at various heights to accommodate assorted items
- Nano coating lines the perimeter of each glass shelf to create a hydrophobic barrier that helps contain spills
- The easily accessible NASA-inspired air purification system scrubs the air of ethylene and odor every 20 minutes
- Accepts custom panels for an integrated look within cabinetry or stainless-steel accessory panels and handles to match other Sub-Zero and Wolf products


ACCESSORIES

- Air Purification Cartridge
- Egg Container
- Reduced Toe Kick Divider
- Stainless Steel Side Panel
- Water Filter
- Stainless Steel Pro Handles
- Stainless Steel Tubular Handles
- Dual Installation Kits
- Stainless Steel Door Panels With Pro Handle
- Stainless Steel Door Panels With Tubular Handle
- Stainless Steel Dual Installation Kickplates

Accessories are available through an authorized dealer.
For local dealer information, visit subzero-wolf.com.hk



HANDLE ACCESSORIES



PRODUCT DETAILS

REFRIGERATOR

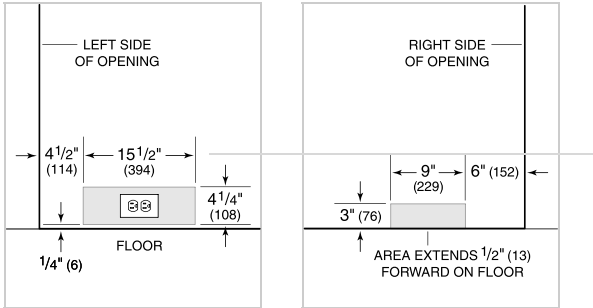
- LED refrigerator and freezer lights
- 3 adjustable glass shelves
- 2 soft-close crisper drawers with adjustable dividers
- 1 deli drawer with adjustable dividers
- 5 door bins (3 adjustable; 2 stationary)
- 1 adjustable dairy compartment
- Internal water dispenser

PRODUCT SPECIFICATIONS

Model	ICBDEC3650RID
Dimensions	914 mm W x 2134 mm H x 610 mm D
Door Clearance	876 mm
Shipping Weight	218 kg
Refrigerator Capacity	592 L
Electrical Supply	220-240 VAC, 50/60 Hz
Electrical Service	1.4 A
Plumbing Supply	1/4" OD copper, braided stainless steel or PEX tubing
Plumbing Pressure	2.4-8.3 bar
Electrical Cord	2 m

ELECTRICAL

PLUMBING

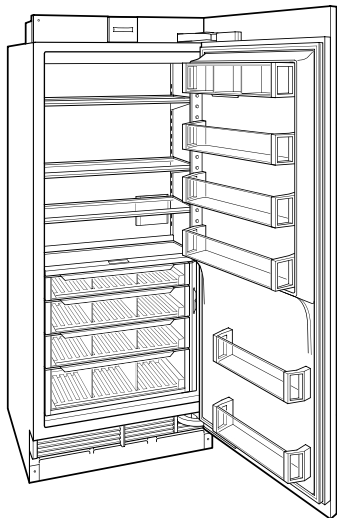


NOTE: The electrical outlet must be positioned with the grounding prong to the right of the thinner blades.

PANEL SPECIFICATIONS For complete panels specifications including width/height, weight requirements and thickness requirements visit subzero-wolf.com.hk

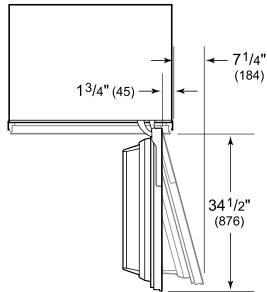
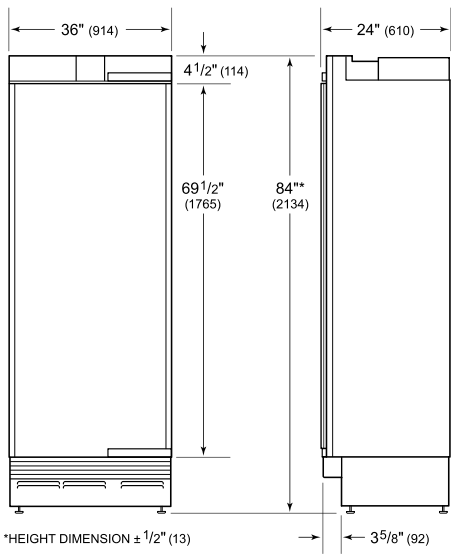
NOTE: Dimensions in parenthesis are in millimeters unless otherwise specified

INTERIOR VIEW

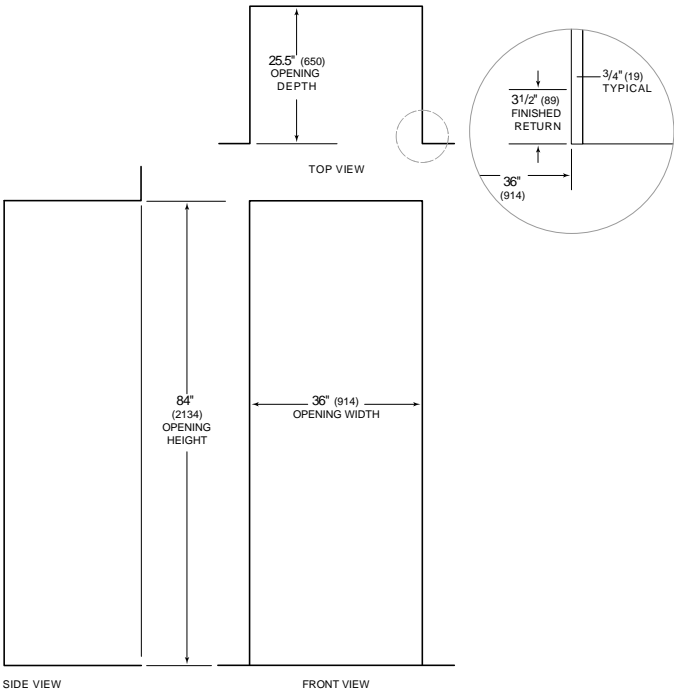


This illustration is intended for interior reference only and may not represent the exterior of the model being specified.

DIMENSIONS



STANDARD INSTALLATION



NOTE: 3 1/2" (89) finished returns will be visible and should be finished to match cabinetry. Requires extra 40mm depth for power socket and water connection.