

ICBDEC2450R



FEATURES

Split Climate™ intelligent cooling system revolutionizes Sub-Zero's already-superior preservation capabilities, keeping food even fresher for longer thanks to a variable-speed compressor and two fans that consistently optimize the refrigerator temperature within 1 degree of set point

Even when brimming with food, ClearSight™ LED lighting scheme fully illuminates the interior and reduces shadows, adding light where it's needed most—overhead, under each shelf, and in each crisper drawer

Sleek stainless accents trim the interior, matching the sophistication of the exterior

Easily customize settings—from lighting to humidity—with the tap of a finger via the conveniently accessible touch control panel

Night Mode optimizes the interior lighting based on the detected ambient light, reducing the brightness by 90% in dim environments

Lift the base of the flip-up dairy compartment to store taller items on the shelf below

Position adjustable door shelves at various heights to accommodate assorted items

Nano coating lines the perimeter of each glass shelf to create a hydrophobic barrier that helps contain spills

The easily accessible NASA-inspired air purification system scrubs the air of ethylene and odor every 20 minutes

Accepts custom panels for an integrated look within cabinetry or stainless-steel accessory panels and handles to match other Sub-Zero and Wolf products

ACCESSORIES

Air Purification Cartridge

Egg Container

Reduced Toe Kick Divider

Stainless Steel Side Panel

Stainless Steel Pro Handles

Stainless Steel Tubular Handles

Dual Installation Kits

Stainless Steel Door Panels With Pro Handle

Stainless Steel Door Panels With Tubular Handle

Stainless Steel Dual Installation Kickplates

Accessories are available through an authorized dealer.
For local dealer information, visit subzero-wolf.com.hk



HANDLE ACCESSORIES

PRO



TUBULAR



PRODUCT DETAILS

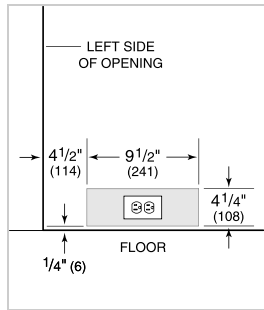
REFRIGERATOR

- LED refrigerator lights
- 3 adjustable glass shelves
- 2 soft-close crisper drawers with adjustable dividers
- 1 deli drawer with adjustable dividers
- 5 door bins (3 adjustable; 2 stationary)
- 1 adjustable dairy compartment

PRODUCT SPECIFICATIONS

Model	ICBDEC2450R
Dimensions	610 mm W x 2134 mm H x 610 mm D
Door Clearance	572 mm
Shipping Weight	160 kg
Refrigerator Capacity	359 L
Electrical Supply	220-240 VAC, 50/60 Hz
Electrical Service	1.4 A
Electrical Cord	2 m

ELECTRICAL



NOTE: The electrical outlet must be positioned with the grounding prong to the right of the thinner blades.

PANEL SPECIFICATIONS For complete panels specifications including width/height, weight requirements and thickness requirements visit subzero-wolf.com.hk

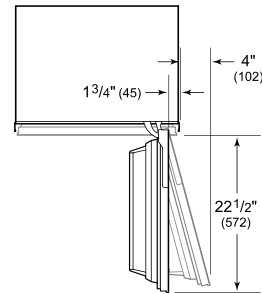
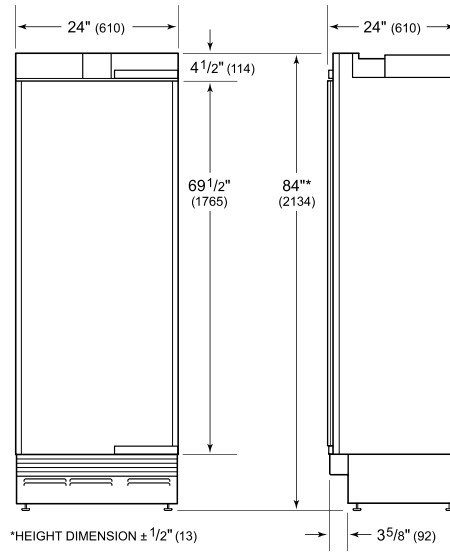
NOTE: Dimensions in parenthesis are in millimeters unless otherwise specified

INTERIOR VIEW

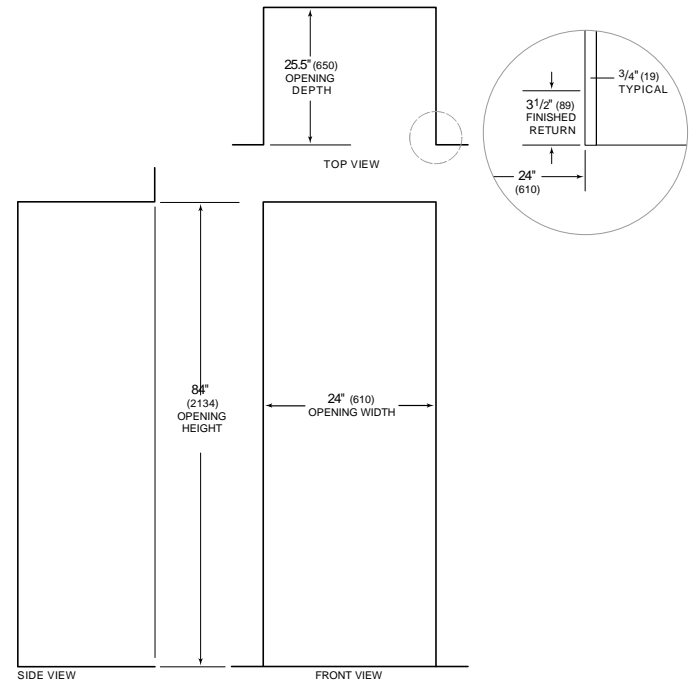


This illustration is intended for interior reference only and may not represent the exterior of the model being specified.

DIMENSIONS



STANDARD INSTALLATION



NOTE: 3/2" (89) finished returns will be visible and should be finished to match cabinetry. Requires extra 40mm depth for power socket and water connection.