

ICBCL4850SD/S

FEATURES

ClearSight™ LED lighting system fully illuminates the interior and reduces shadows

Split Climate™ intelligent cooling system revolutionizes Sub-Zero's already-superior preservation capabilities, keeping food even fresher for longer

Night Mode optimizes the interior lighting based on the detected ambient light, reducing the brightness by 90% in dim environments

Touch control panel is conveniently located for easy access at the tap of a finger

Sleek stainless accents trim the interior, matching the sophistication of the exterior

Stainless-steel exterior and pro and tubular handles to match other Sub-Zero and Wolf products

Lift the base of the flip-up dairy compartments to store taller items on the shelf below

Activate Max Ice Mode to temporarily increase ice production

Delivers fresh-tasting, filtered water and ice through an understated external dispenser on the door panel

Position adjustable door bins at various heights to accommodate assorted items

Sub-Zero offers an industry-leading full two-year warranty on appliances

ACCESSORIES

Air Purification Cartridge

Egg Container

Water Filter Cartridge

Stainless Steel Side Panel


Side panel mounting kit

90° door stop

Accessories are available through an authorized dealer.
For local dealer information, visit subzero-wolf.com/hk.



HANDLE OPTIONS



PRODUCT DETAILS

REFRIGERATOR

- 5 glass refrigerator shelves (4 adjustable; 1 stationary)
- 4 crisper drawers with removable dividers
- 5 refrigerator door bins (3 adjustable; 2 stationary)
- 1 flip-up dairy compartment
- Air purification system
- LED refrigerator and freezer lights

FREEZER

- 5 adjustable door bins
- 3 storage drawers
- Fold-up shelf
- Water filtration system
- Automatic ice maker with external dispenser

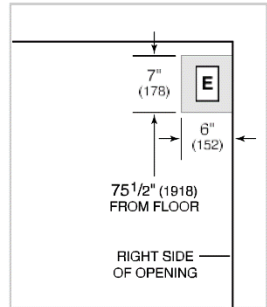
122 CM CLASSIC SIDE-BY-SIDE REFRIGERATOR/FREEZER WITH DISPENSER -
STANDARD INSTALLATION



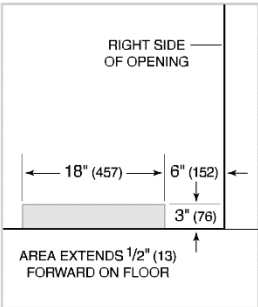
PRODUCT SPECIFICATIONS

Model	ICBCL4850SD/S
Dimensions	1219 mm W x 2134 mm H x 610 mm D
Weight	323 kg
Fridge Storage Capacity	499 L
Freezer Storage Capacity	294 L
Door Clearance	762 mm
Electrical Supply	220-240 VAC; 50/60 Hz
Electrical Service	2 A
Receptacle	3-prong grounding-type
Water Pressure	2.4-3.6 bar
Power Cord	2 m

ELECTRICAL



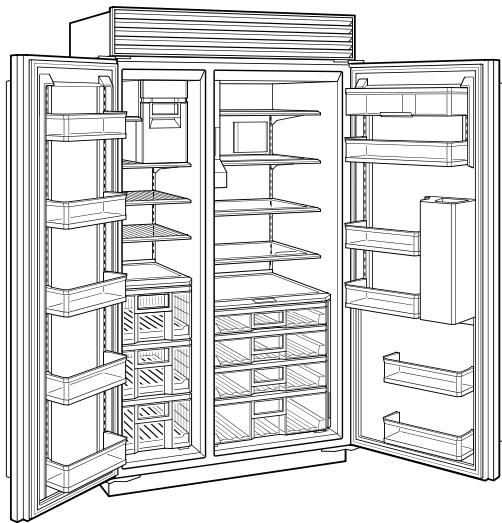
PLUMBING



NOTE: Dimensions in parenthesis are in millimeters unless otherwise specified

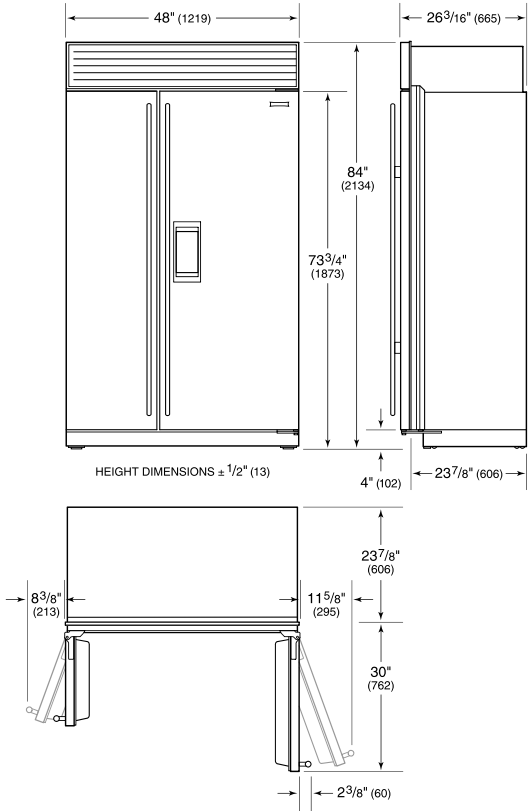
PANEL SPECIFICATIONS For complete panels specifications including width/height, weight requirements, thickness requirements and offset details refer to Design Guide.

INTERIOR VIEW

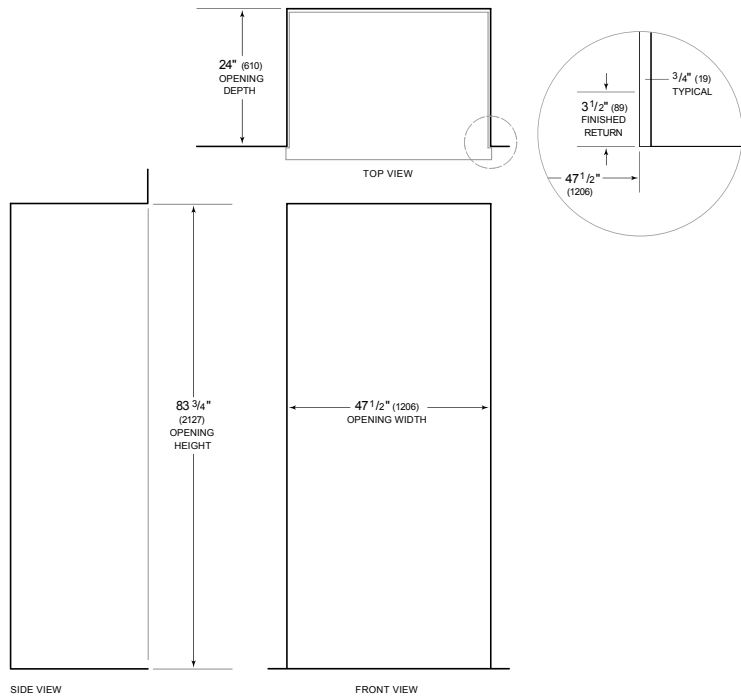


This illustration is intended for interior reference only and may not represent the exterior of the model being specified.

DIMENSIONS



STANDARD INSTALLATION



NOTE: 3 1/2 inch (89 mm) finished returns will be visible and should be finished to match cabinetry. Shaded line represents profile of unit.