

ICBCI365TF/S**FEATURES**

40% faster temperature response than gas or electric

Cooktop stays relatively cool for added safety and easy cleanup

Cookware sensing guards against hot burners being left on

Efficiently transfers heat, because energy is supplied directly to the cookware

Incredible cooking control, with lightning fast high heat and very low lows

Magnetic induction technology provides fast and perfectly distributed heat

Five elements and five bridging options accommodate widest possible variety of pan sizes

Rigorously tested in our U.S. manufacturing facilities for decades of use

Exceptional support from our Customer Care team

ACCESSORIES

Filler Strip

Accessories available through an authorized dealer.
For local dealer information, visit subzerowolf.hk.

**COOKTOP SPECIFICATIONS**

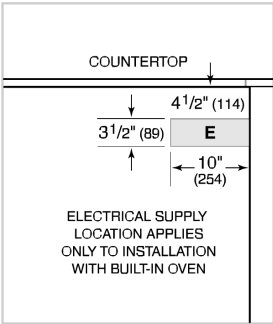
- 2 - 2100 W Element
- 2 - 2100 W Element with 3000 W Boost
- 1 - 2600 W Element with 3700 W Boost



PRODUCT SPECIFICATIONS

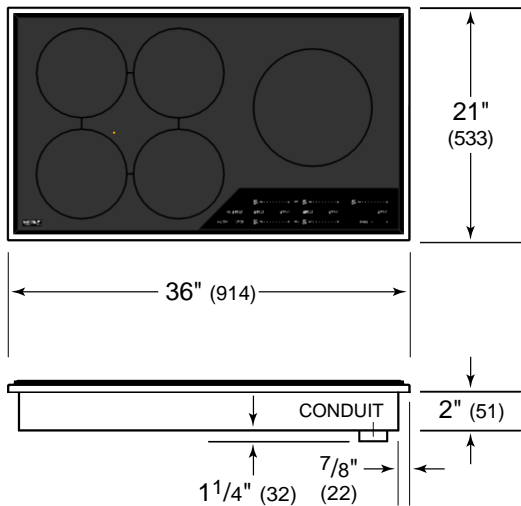
Model	ICBCI365TF/S		
Dimensions	914 mm W x 51 mm H x 533 mm D		
Shipping Weight	32 kg		
Electrical Supply	Single Phase	220-240 VAC	50/60 Hz
	3 Phase	380-415 VAC	50 Hz
Electrical Service	Single Phase	48 A	
	3 Phase	16 A	
Power Cord	1.2 m		

ELECTRICAL

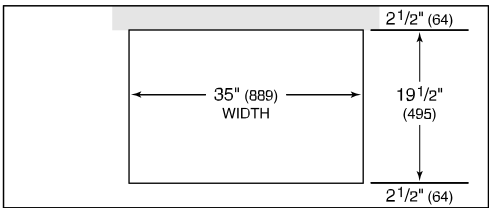


NOTE: Dimensions in parenthesis are in millimeters unless otherwise specified

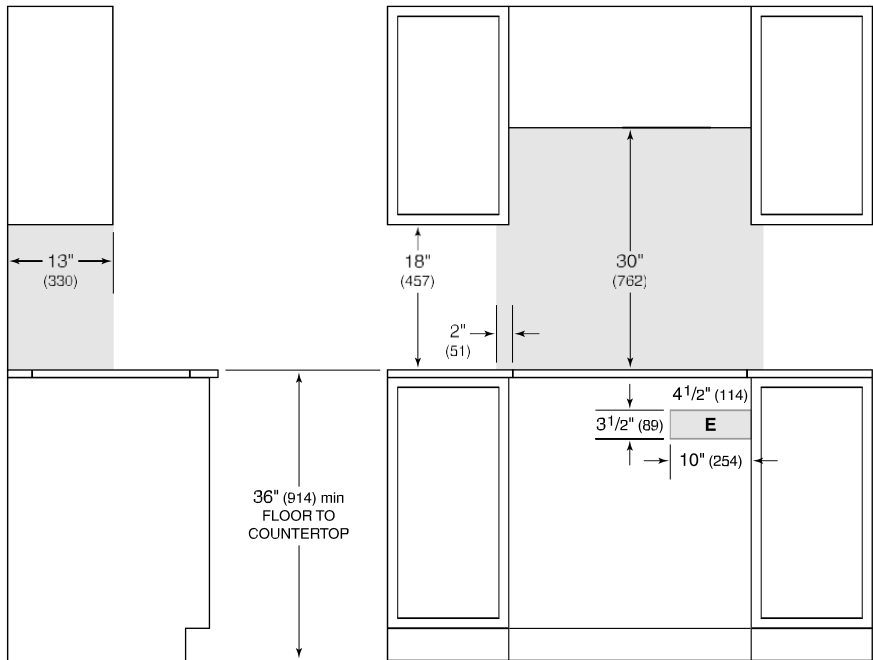
DIMENSIONS



STANDARD INSTALLATION



COUNTERTOP CUT-OUT



SIDE VIEW

FRONT VIEW

*NOTE: Shaded area above countertop indicates minimum clearance to combustible surfaces, combustible materials cannot be located within this area.
Electrical supply location only applies to installations with built-in oven.*