

**ICBCI304TF/S****FEATURES**

Four elements and bridging option to accommodate different pan sizes

40% faster temperature response than gas or electric

Magnetic induction technology provides fast and perfectly distributed heat

Incredible cooking control, with lightning fast high heat and very low lows

Cookware sensing guards against hot burners being left on

Cooktop stays relatively cool for added safety and easy cleanup

Efficiently transfers heat, because energy is supplied directly to the cookware

Rigorously tested in our U.S. manufacturing facilities for decades of use

Exceptional support from our Customer Care team

**ACCESSORIES**

Filler Strip

Filler Strip for Downdraft

Accessories available through an authorized dealer.

For local dealer information, visit [subzerowolf.hk](http://subzerowolf.hk).

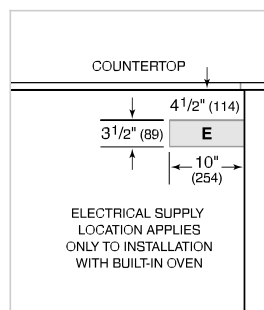
**COOKTOP SPECIFICATIONS**

- 1 - 1400 W Element
- 1 - 2100 W Element
- 1 - 2100 W Element with 3000 W Boost
- 1 - 2600 W Element with 3150 W Boost

## PRODUCT SPECIFICATIONS

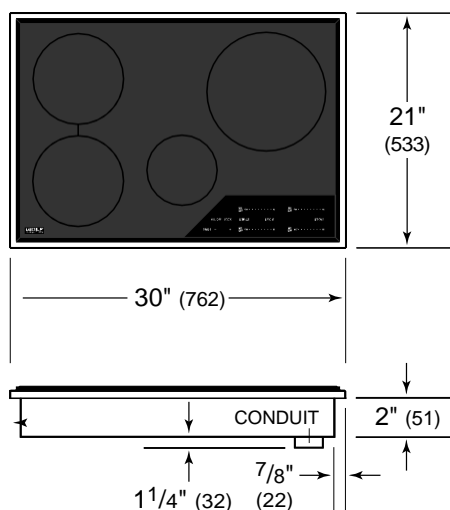
Model	ICBCI304TF/S		
Dimensions	762 mm W x 51 mm H x 533 mm D		
Shipping Weight	22 kg		
Electrical Supply	Single Phase	220-240 VAC 50/60 Hz	
	3 Phase	380-415 VAC 50 Hz	
Electrical Service		Single Phase	32 A
		3 Phase	16 A
Power Cord	1.2 m		

## ELECTRICAL

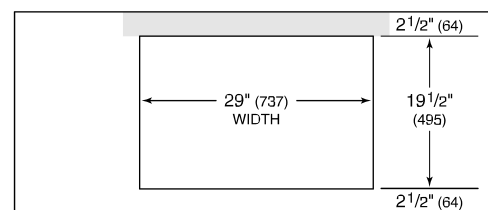


**NOTE:** Dimensions in parenthesis are in millimeters unless otherwise specified

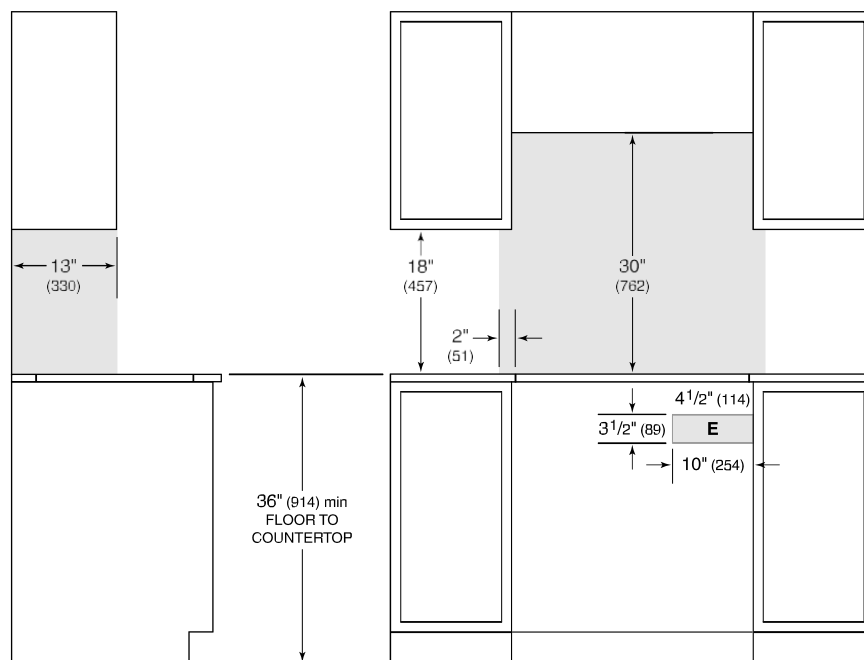
## DIMENSIONS



## STANDARD INSTALLATION



COUNTERTOP CUT-OUT



SIDE VIEW

FRONT VIEW

**NOTE:** Shaded area above countertop indicates minimum clearance to combustible surfaces, combustible materials cannot be located within this area.  
Electrical supply location only applies to installations with built-in oven.