

ICBIW-30R




FEATURES

- Custom front panel and hardware allow for infinite design options.
- Dual evaporators for constant, moderate humidity so corks don't dry out
- Bronze-tinted, UV-resistant glass protects against light exposure
- Soft-on LED lighting illuminates gradually
- Wine racks accommodate 750 ml bottles, half-bottles and magnums.
- Intuitive touch control panel keeps temps within one degree of set point
- Two independent temperature zones hold reds and whites at proper serving temperature
- Rigorously tested in our U.S. manufacturing facilities to ensure decades of use
- Exceptional support from Customer Care team
- Home security system connection
- Star-K compliant with installation of a harness kit.
- Illuminated display rack for prized bottles of wine.
- Full-extension, easy-glide racks provide access without agitating wine
- New inventory tiles system lets you label wine racks for easy ID

ACCESSORIES

- Dual installation kit for installation with another wine or integrated model
- Stainless steel front panels with tubular or pro handles
- Reduced toe kick divider for toe kicks from 10 cm to 5 cm
- Side enclosure
- Solid overlay door
- Top enclosure
- Stainless steel pro handles
- Stainless steel tubular handles

Accessories are available through an authorized Sub-Zero dealer.
For local dealer information, visit subzerowolf.com.hk.



HANDLE ACCESSORIES

PRO



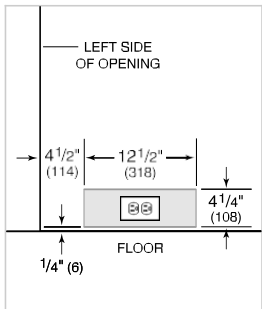
TUBULAR



PRODUCT SPECIFICATIONS


Model	ICBIW-30R
Dimensions	762 mm W x 2134 mm H x 610 mm D
Door Clearance	724 mm
Drawer Clearance	451 mm
Weight	222 kg
Electrical Supply	220-240 VAC; 50/60 Hz
Electrical Service	1.5 A
Wine Storage Capacity	86 Bottles
Drawer Capacity	113 L (750 ml)
Receptacle	3-prong grounding-type

ELECTRICAL



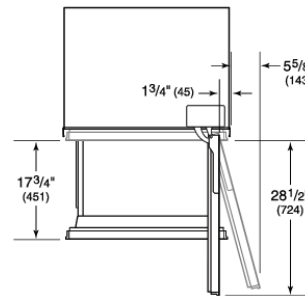
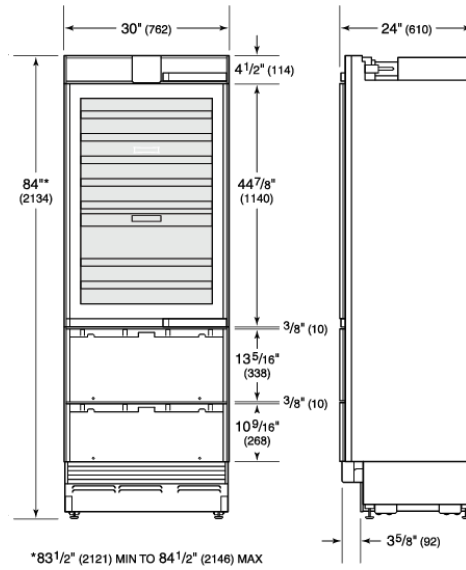
NOTE: Dimensions in parenthesis are in millimeters unless otherwise specified

INTERIOR VIEW

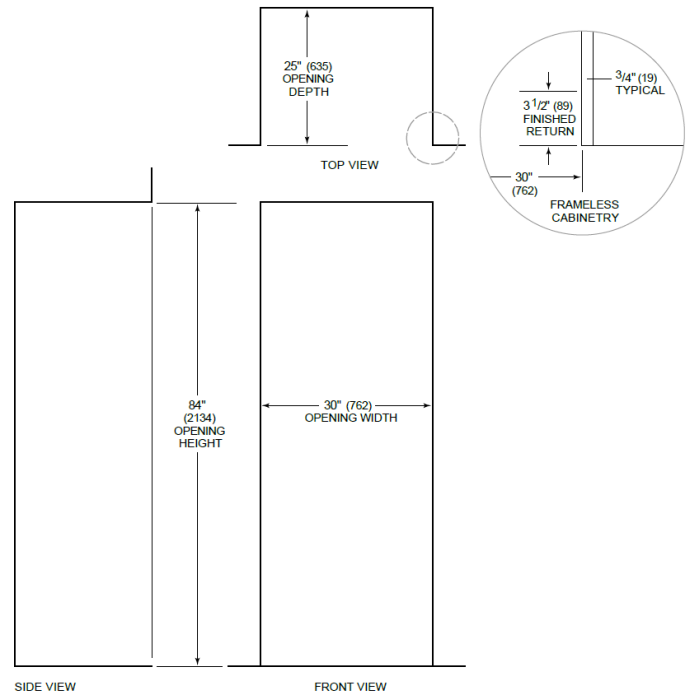


This illustration is intended for interior reference only and may not represent the exterior of the model being specified.

DIMENSIONS



STANDARD INSTALLATION



NOTE: 3 1/2" (89) finished returns will be visible and should be finished to match cabinetry
The opening depth assumes 19 mm panel thickness.