

ICBIW-24




## FEATURES

- Custom front panel and hardware allow for infinite design options.
- Dual evaporators for constant, moderate humidity so corks don't dry out
- Bronze-tinted, UV-resistant glass protects against light exposure
- Soft-on LED lighting illuminates gradually
- Home security system connection
- Wine racks accommodate 750 ml bottles, half-bottles and magnums.
- Intuitive touch control panel keeps temps within one degree of set point
- Two independent temperature zones hold reds and whites at proper serving temperature
- Rigorously tested in our U.S. manufacturing facilities to ensure decades of use
- Exceptional support from Customer Care team
- Star-K compliant with installation of a harness kit.
- Illuminated display rack for prized bottles of wine.
- Full-extension, easy-glide racks provide access without agitating wine
- New inventory tiles system lets you label wine racks for easy ID

## ACCESSORIES

- Dual installation kit for installation with another wine or integrated model
- Stainless steel front panels with tubular or pro handles
- Reduced toe kick divider for toe kicks from 10 cm to 5 cm
- Side enclosure
- Top enclosure
- Solid overlay door
- Stainless steel pro handles
- Stainless steel tubular handles

Accessories are available through an authorized Sub-Zero dealer.  
For local dealer information, visit [subzerowolf.com.hk](http://subzerowolf.com.hk).



## HANDLE ACCESSORIES

PRO



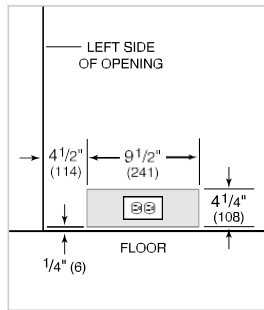
TUBULAR



**PRODUCT SPECIFICATIONS**


Model	ICBIW-24
Dimensions	610 mm W x 2134 mm H x 610 mm D
Door Clearance	572 mm
Weight	185 kg
Electrical Supply	220-240 VAC; 50/60 Hz
Electrical Service	0.3 A
Wine Storage Capacity	102 Bottles (750 ml)
Receptacle	3-prong grounding-type

**ELECTRICAL**



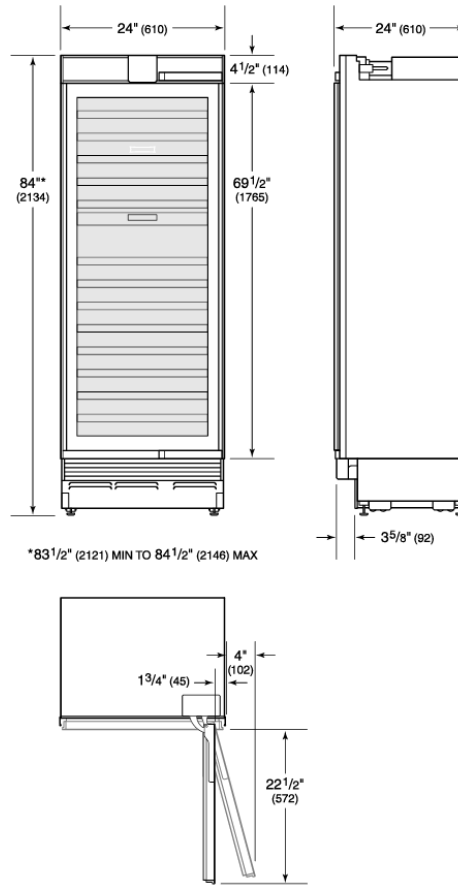
NOTE: Dimensions in parenthesis are in millimeters unless otherwise specified

**INTERIOR VIEW**

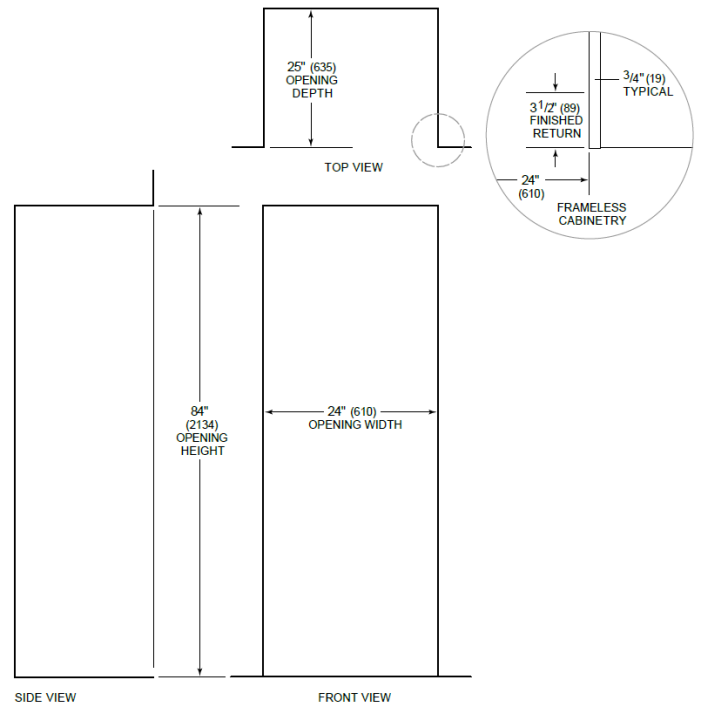


This illustration is intended for interior reference only and may not represent the exterior of the model being specified.

**DIMENSIONS**



**STANDARD INSTALLATION**



NOTE: 3 1/2" (89) finished returns will be visible and should be finished to match cabinetry. The opening depth assumes 19 mm panel thickness.