

ICBBI-36UID



FEATURES

- Discreet interior water dispense with advanced filtration
- LED Lighting for brighter interior
- Dual refrigeration keeps food fresher longer
- Air purification system fights spoilage, odors
- Crispers and deli drawers in low-temp, high-humidity zones for optimum freshness
- Microprocessor control assures peak performance
- Freshness cards for maximum food preservation
- Rigorously tested in our U.S. manufacturing facilities to ensure decades of use
- Exceptional support from Customer Care team
- Over-and-under refrigerator/freezer storage
- Magnetic door seal system locks in cold air
- Automatic ice maker with "max ice" feature
- Adjustable shelves for maximum convenience


ACCESSORIES

- 91 cm Stainless Steel Kickplate
- Air Purification Cartridge Dual
- Installation Kit
- Egg Container
- Stainless Steel Side Panel
- Water Filter 4204490
- White Side Panel
- Side panel mounting kit
- Dual Installation Kit with Dual Wide Grille
- Built-In Stainless Steel Pro Louvered Grilles

Accessories are available through an authorized dealer.
For local dealer information, visit subzerowolf.com.hk.



HANDLE OPTIONS



PRODUCT DETAILS

REFRIGERATOR

- 3 Adjustable glass shelves
- 1 Stationary glass shelf
- 1 High-humidity drawer with dividers
- 1 Storage drawer with dividers
- 2 Adjustable door shelves
- 1 Stationary door shelf
- Adjustable dairy compartment

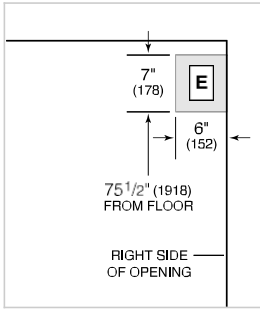
FREEZER

- Full-extension roll-out freezer drawer
- Two-tier wire storage baskets
- Automatic ice maker

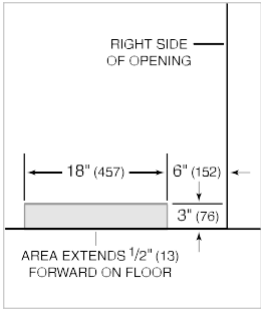
PRODUCT SPECIFICATIONS

Model	ICBBI-36UID
Dimensions	914 mm W x 2134 mm H x 610 mm D
Door Clearance	946 mm
Drawer Clearance	600 mm
Weight	234 kg
Refrigerator Capacity	367 L
Freezer Capacity	143 L
Electrical Supply	220-240 VAC, 50/60 Hz
Electrical Service	4 A
Water Pressure	2.4-8.3 bar

ELECTRICAL



PLUMBING



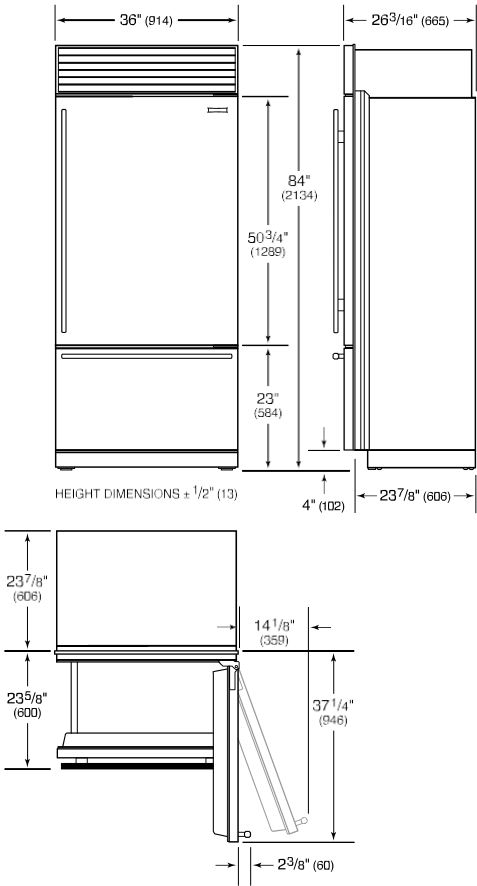
NOTE: Dimensions in parenthesis are in millimeters unless otherwise specified

INTERIOR VIEW

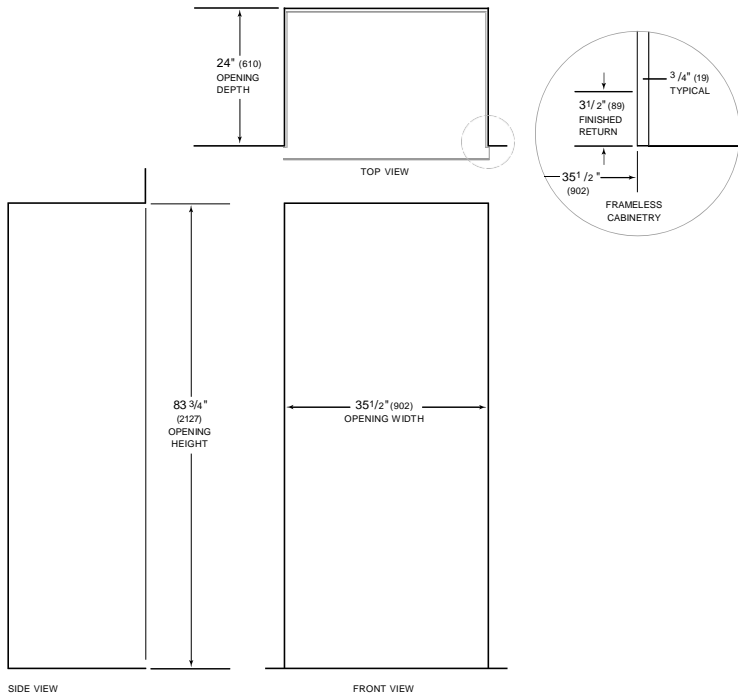


This illustration is intended for interior reference only and may not represent the exterior of the model being specified.

DIMENSIONS



STANDARD INSTALLATION



NOTE: 3 1/2 inch (89 mm) finished returns will be visible and should be finished to match cabinetry. Shaded line represents profile of unit.